


**MoU Score and Rating of CPSEs for the year 2018-19 as on 13.03.2020**


Sl. No.	Name of CPSE	Score	Rating
1.	Airline Allied Services Ltd.	44.34	Fair
2.	Andrew Yule & Co. Ltd.	33.16	Fair
3.	Antrix Corporation Ltd.	93.00	Excellent
4.	Artificial Limbs Mfg. Corporation of India	94.42	Excellent
5.	Balmer Lawrie & Co. Ltd.	91.62	Excellent
6.	BEL Optronics Devices Ltd.	81.16	Very Good
7.	BEML Ltd.	56.63	Good
8.	Bharat Dynamics Ltd.	67.18	Good
9.	Bharat Electronics Ltd.	95.95	Excellent
10.	Bharat Heavy Electricals Ltd.	97.01	Excellent
11.	Bharat Immunological & Biological Corporation Ltd.	47.00	Fair
12.	Bharat Petro Resources Ltd.	94.65	Excellent
13.	Bharat Sanchar Nigam Ltd.	29.50	Poor
14.	Bharatiya Nabhikiya Vidyut Nigam Ltd.	20.00	Poor
15.	Bhartiya Rail Bijlee Co. Ltd.	37.89	Fair
16.	Biotechnology Industry Research Assistance Council	95.40	Excellent
17.	Brahmaputra Crackers & Polymer Ltd.	78.69	Very Good
18.	Brahmaputra Valley Fertilizer Corporation Ltd.	21.97	Poor
19.	Braithwaite & Co. Ltd.	82.68	Very Good
20.	Braithwaite Burn & Jessop Construction Co. Ltd.	17.25	Poor
21.	Bridge & Roof Co. (India) Ltd.	74.50	Very Good
22.	Cement Corporation of India Ltd.	22.13	Poor
23.	Central Cottage Industries Corporation of India Ltd.	66.22	Good
24.	Central Electronics Ltd.	38.93	Fair
25.	Central Railside Warehouse Co. Ltd.	64.98	Good
26.	Central Warehousing Corporation	92.21	Excellent
27.	Certification Engineers International Ltd.	54.99	Good
28.	Coal India Ltd.	83.41	Very Good
29.	Cochin Shipyard Ltd.	96.45	Excellent
30.	Container Corporation of India Ltd.	92.54	Excellent
31.	ECGC Ltd.	55.33	Good
32.	EDCIL (India) Ltd.	57.74	Good
33.	Electronics Corporation of India Ltd.	82.17	Very Good
34.	Engineers India Ltd.	86.61	Very Good
35.	FCI Aravali Gypsum & Minerals (India) Ltd.	39.10	Fair
36.	Ferro Scrap Nigam Ltd.	92.28	Excellent
37.	Fertilisers and Chemicals Travancore Ltd.	60.64	Good
38.	GAIL (India) Ltd.	93.27	Excellent
39.	GAIL Gas Ltd.	41.72	Fair
40.	Garden Reach Shipbuilders & Engineers Ltd.	92.72	Excellent
41.	Heavy Engineering Corporation Ltd.	20.32	Poor
42.	HIL (India) Ltd.	38.68	Fair
43.	Hindustan Copper Ltd.	83.51	Very Good
44.	Hindustan Fluorocarbons Ltd.	32.39	Poor
45.	Hindustan Salts Ltd.	50.15	Good
46.	Hindustan Shipyard Ltd.	50.10	Good
47.	HLL Infra Tech Services Ltd.	63.53	Good
48.	HLL Lifecare Ltd.	70.50	Very Good
49.	HMT (International) Ltd.	58.62	Good
50.	HMT Ltd.	53.44	Good

  
 13/03/2020  
 (VIJAY KR. DARAK)




**MoU Score and Rating of CPSEs for the year 2018-19 as on 13.03.2020**

Sl. No.	Name of CPSE	Score	Rating
51.	HMT Machine Tools Ltd.	59.18	Good
52.	Housing & Urban Development Corporation Ltd.	96.80	Excellent
53.	HPCL Biofuels Ltd.	59.76	Good
54.	HSCC (India) Ltd.	78.60	Very Good
55.	India Tourism Development Corporation Ltd.	80.84	Very Good
56.	India Trade Promotion Organisation	65.46	Good
57.	Indian Railway Catering and Tourism Corporation Ltd.	65.03	Good
58.	Indian Rare Earths Ltd.	91.09	Excellent
59.	Indian Renewable Energy Development Agency Ltd.	80.15	Very Good
60.	IRCON Infrastructure & Services Ltd.	48.65	Fair
61.	IRCON International Ltd.	92.00	Excellent
62.	Kamarajar Port Ltd.	48.60	Fair
63.	Kanti Bijlee Utpadan Nigam Ltd.	80.26	Very Good
64.	Karnataka Antibiotics & Pharmaceuticals Ltd.	49.22	Fair
65.	Karnataka Trade Promotion Organisation	40.82	Fair
66.	KIOCL Ltd.	81.40	Very Good
67.	Konkan Railway Corporation Ltd.	56.55	Good
68.	Madras Fertilizer Ltd.	19.30	Poor
69.	Mahanagar Telephone Nigam Ltd.	28.97	Poor
70.	Mazagon Dock Shipbuilders Ltd.	95.23	Excellent
71.	MECON Ltd.	20.96	Poor
72.	Mineral Exploration Corporation Ltd.	61.31	Good
73.	Mishra Dhatu Nigam Ltd.	91.82	Excellent
74.	MOIL Ltd.	96.10	Excellent
75.	MSTC Ltd.	54.42	Good
76.	National Aluminium Co. Ltd.	96.04	Excellent
77.	National Backward Classes Finance & Development Corporation	79.24	Very Good
78.	National Fertilizers Ltd.	87.12	Very Good
79.	National Handicapped Finance & Development Corporation	72.05	Very Good
80.	National Informatics Centre Services Inc.	25.88	Poor
81.	National Minorities Development & Finance Corporation	69.77	Good
82.	National Projects Construction Corporation Ltd.	30.87	Poor
83.	National Research Development Corporation	21.18	Poor
84.	National Scheduled Castes Finance & Development Corporation	97.00	Excellent
85.	National Scheduled Tribes Finance & Development Corporation	96.00	Excellent
86.	National Seed Corporation Ltd.	86.76	Very Good
87.	National Small Industries Corporation Ltd.	51.84	Good
88.	NLC Tamil Nadu Power Ltd.	77.79	Very Good
89.	North Eastern Electric Power Corporation Ltd.	27.49	Poor
90.	North Eastern Handicrafts & Handloom Development Corporation Ltd.	36.20	Fair
91.	NTPC Vidyut Vyapar Nigam Ltd.	92.65	Excellent
92.	Oil & Natural Gas Corporation Ltd.	80.15	Very Good
93.	ONGC Videsh Ltd.	91.50	Excellent
94.	PFC Ltd.	96.74	Excellent
95.	Power System Operation Corporation Ltd.	81.04	Very Good

  
 13/03/2020  
 (VIJAY KR DARAK)

MoU Score and Rating of CPSEs for the year 2018-19 as on 13.03.2020

Sl. No.	Name of CPSE	Score	Rating
96.	Powergrid Corporation of India Ltd.	95.07	Excellent
97.	Prize Petroleum Corporation Ltd.	32.79	Poor
98.	Project & Development India Ltd.	86.62	Very Good
99.	Rail Vikas Nigam Ltd.	97.18	Excellent
100.	Railway Energy Management Co. Ltd.	87.35	Very Good
101.	Rajasthan Electronics and Instruments Ltd.	91.86	Excellent
102.	Rashtriya Chemicals & Fertilizers Ltd.	71.12	Very Good
103.	Rashtriya Ispat Nigam Ltd.	75.90	Very Good
104.	RITES Ltd.	100.00	Excellent
105.	Sambhar Salts Ltd.	40.76	Fair
106.	Scooters India Ltd.	28.70	Poor
107.	Shipping Corporation of India Ltd.	57.38	Good
108.	SJVN Ltd.	77.04	Very Good
109.	Solar Energy Corporation of India	91.59	Excellent
110.	State Trading Corporation of India Ltd.	26.00	Poor
111.	Steel Authority of India Ltd.	91.42	Excellent
112.	Tamil Nadu Trade Promotion Organisation	60.47	Good
113.	THDC India Ltd.	82.14	Very Good
114.	Uranium Corporation of India Ltd.	95.00	Excellent

  
13/03/2020  
(VIJAY KR DARAK)